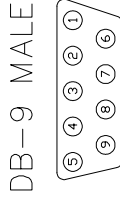
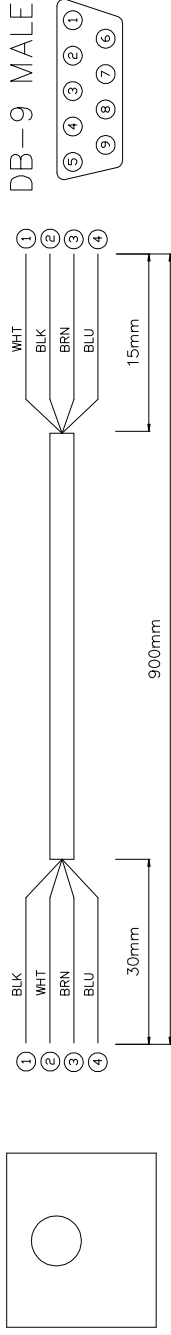
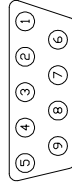


02 00 02 01 02 02 02 03 02 04 02 05 02 06 02 07 02 08 02 09 02 10 02 11 02 12 02 13 02 14 02 15 02 16 02 17 02 18 02 19 02 20 02 21 02 22 02 23 02 24

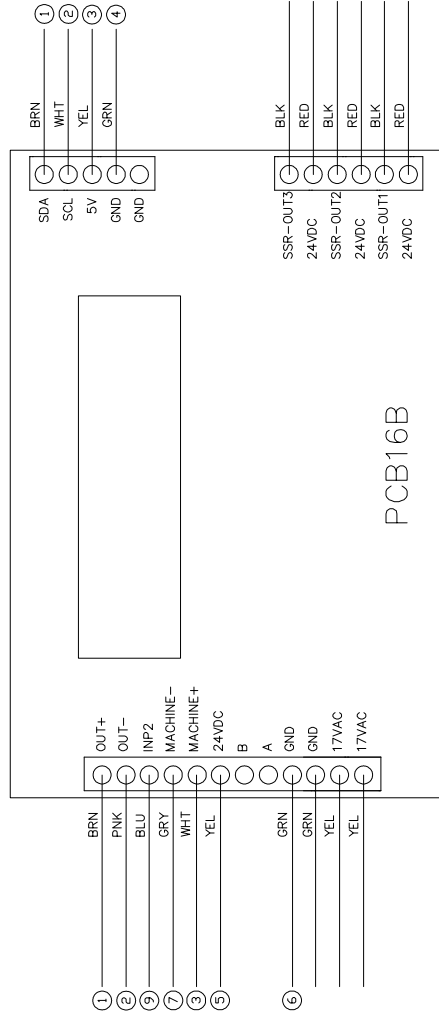
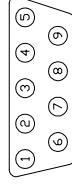
TEMPERATURE SENSOR CABLE



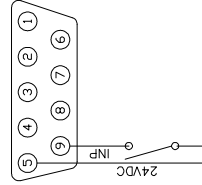
CONTROL CONECTOR DB-9 MALE



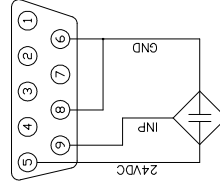
SENSOR CONECTOR DB-9 FEMALE



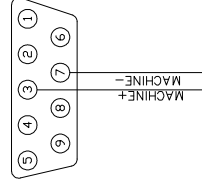
LIMIT SWITCH CONTROL



PROXIMITY SWITCH CONTROL (PNP NO 24VDC)



AUTOMATIC MACHINE CONTROL



RMF-DU30KP2

FLASH

PRINTEX UE

DWG. No.

DR AS CHK AS APP DATE 15/12/14

NAME CLH-2030

NAME CONTROL

SCALE 1:1 DWG 2

REV A